

# WOVEN IMAGE TEST REPORT

## SCOPE OF WORK

CDPH 01350 Standard Method Version 1.2 on Zen Embossed Panel 550

## REPORT NUMBER

106277965GRR-001

## ISSUE DATE

29-October-2025

## PAGES

11

## DOCUMENT CONTROL NUMBER

Per GRVOC-RT-050a (09-December-2024)

© 2025 INTERTEK



## TEST REPORT FOR WOVEN IMAGE PTY LTD

Report No.: 106277965GRR-001

Date: 29-October-2025


P.O.: APO006712

Telephone: +1 616 656 7401  
www.intertek.com

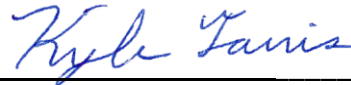
### SECTION 1

#### CLIENT INFORMATION

Attention: Georgina Morris  
Woven Image PTY LTD  
376 Victoria Street  
Wetherill Park, NSW, 2164 AUS  
Phone: +61 415487195  
Email: gmorris@csr.com.au



**Lindsay Delamarter**  
**Project Engineer**



**Kyle Tanis**  
**Project Reviewer**

This report is for the exclusive use of Intertek's Client and is provided pursuant to the agreement between Intertek and its Client. Intertek's responsibility and liability are limited to the terms and conditions of the agreement. Intertek assumes no liability to any party, other than to the Client in accordance with the agreement, for any loss, expense or damage occasioned by the use of this report. Only the Client is authorized to permit copying or distribution of this report and then only in its entirety. Any use of the Intertek name or one of its marks for the sale or advertisement of the tested material, product or service must first be approved in writing by Intertek. The observations and test results in this report are relevant only to the sample tested. This report by itself does not imply that the material, product, or service is or has ever been under an Intertek certification program. Unless called out differently in the test method/standard, a simple acceptance decision rule will apply to all statements of conformities in this report.

**SECTION 2****SUMMARY AND CONCLUSION**

Test Method:	Standard Method Version 1.2 for CDPH 01350
Modeling Scenario:	Private office (PO), school classroom (SC) and single family residence (R)

**CLIENT PROVIDED SAMPLE INFORMATION**

Manufacturer / Location	Woven Image PTY LTD / North Ryde, Australia
Product Name	Zen Embossed Panel 550
Product Number	Not Specified
Product Description	Laminated PET nonwoven composite thermoformed wall tile – Surfaces & Panels
Date of Manufacture	29-September-2025
Date of Collection	29-September-2025
Date of Shipment	01-October-2025

**DESCRIPTION OF SAMPLES**

Date Received by Lab	06-October-2025
As Received Sample Condition	Good Condition
Lab Sample ID	GRR2510060008-1
Material Submitted	Three (3) PET panels

**WORK REQUESTED/APPLICABLE DOCUMENTS**

VOC Emissions Analysis:	CDPH Standard Method v1.2
Intertek Quote:	Qu-01556873

**TEST RESULTS****CDPH Standard Method v1.2, Table 4.1**

MODELING SCENARIO	RESULT (PASS/FAIL)
Private Office (PO)	PASS
School Classroom (SC)	PASS
Single Family Residence (R)*	PASS

\*Note: The single family residence scenario is not yet a CDPH requirement. It is provided for informational purposes only.

**LEED v4 Total Volatile Organic Compounds (TVOC)**

MODELING SCENARIO	TVOC (mg m <sup>-3</sup> )
Private Office (PO)	< 0.1
School Classroom (SC)	< 0.1
Single Family Residence (R)*	< 0.1

\*Note: The single family residence scenario is not yet a CDPH requirement. It is provided for informational purposes only.

**SAMPLE DISPOSITION**

At the completion of testing, samples were disposed of in a routine manner.

**SECTION 3****CDPH STANDARD METHOD V1.2**

Date Received:

06-October-2025

Dates Tested:

09-October-2025 to 24-October-2025

**ACCEPTANCE CRITERIA:**

Referencing:

CDPH Standard Method v1.2, Table 4.1

LEED v4 - Low Emitting Materials

LEED v4 - TVOC Ranges:

 $\leq 0.5 \text{ mg m}^{-3}$ 0.5 to  $5.0 \text{ mg m}^{-3}$  $\geq 5.0 \text{ mg m}^{-3}$ **TEST NOTES OR DEVIATIONS:**

Testing performed without deviation.

**TEST SUMMARY:**

The emissions testing was performed according to "Standard Method for the Evaluation of Volatile Organic Chemical Emissions from Indoor Sources using Environmental Chambers Version 1.2". A photograph of the tested sample is included herein. The sample was placed into the test chamber with all surfaces exposed. The sample was conditioned outside of the test chamber at  $23 \pm 2^\circ\text{C}$  and  $50 \pm 10\%$  RH. Air samples were collected prior to the sample being placed in the test chamber (0 hours) and at 264, 288, and 336 hours after preparation. Samples analyzed for individual VOCs and TVOC were collected on multi-sorbent tubes containing glass wool, Tenax TA 35/60 and Carbograph 5 TD 40/60. These VOC samples were analyzed by thermal desorption-gas chromatography/mass-spectrometry, TD-GC/MS. TVOC was calculated through integration of the chromatogram from n-pentane through n-heptadecane using toluene as a surrogate. Individual VOCs were calculated using calibration curves based on pure standards unless otherwise noted. Samples analyzed for low molecular weight aldehydes were collected on cartridges treated with 2,4-di-nitrophenylhydrazine (DNPH). Low molecular weight aldehydes were analyzed using high performance liquid chromatography, HPLC.

**Table 1: Conditioning and test timing**

EXPERIMENT PHASE	START DATE	DURATION
Conditioning	09-October-2025	10 Days
Chamber Testing	19-October-2025	4 Days

**RESULTS:****Table 2: Sample and Chamber Conditions during Test Period**

PARAMETER		SYMBOL	VALUE	UNITS
Sample Dimensions	Length	-	0.245	m
	Width	-	0.245	m
	Thickness	-	0.010	m
Exposed Sample Surface Area		$A$	0.060	$\text{m}^2$
Chamber Volume		$V$	0.116	$\text{m}^3$
Chamber Loading Factor		$L$	0.52	$\text{m}^2 \text{m}^{-3}$
Inlet Air Flow Rate		$Q$	0.116	$\text{m}^3 \text{h}^{-1}$
Air Change Rate		$N_{ACH}$	1.00	$\text{h}^{-1}$
Area Specific Flow Rate		$q_A$	1.93	$\text{m} \text{h}^{-1}$
Chamber Pressure (Range)		$P$	16.3 (15.0-17.1)	Pa
Average Temperature (Range)		$T$	23.2 (23.1-23.4)	$^{\circ}\text{C}$
Average Humidity (Range)		RH	50.0 (47.9-51.7)	% RH
Testing Duration		$t$	336	h

**Table 3: Test chamber background VOC concentrations in  $\mu\text{g m}^{-3}$ .**

COMPOUND	CAS No.	$C_{10}$
Formaldehyde	50-00-0	2.5
TVOC	-	< 20

**Table 4: Test chamber TVOC and formaldehyde concentrations in  $\mu\text{g m}^{-3}$ .**

COMPOUND	CAS No.	264 H	288 H	336 H
Formaldehyde	50-00-0	2.1	2.2	1.9
TVOC	-	< 20	< 20	< 20

**Table 5: Test chamber TVOC and formaldehyde emission factors in  $\mu\text{g m}^{-2} \text{h}^{-1}$ .**

COMPOUND	CAS No.	264 H	288 H	336 H
Formaldehyde	50-00-0	< 0.6	< 0.6	< 0.6
TVOC	-	< 31	< 31	< 31

Individual emitted VOCs identified above the lower limits of quantitation are listed in Table 6; VOCs which are listed on chemical of concern lists or have CRELs are indicated.

The measured chamber concentrations and corresponding emission factors of identified individual VOCs and TVOCs are listed in Table 7.

In Tables 5, 7 and 8, emission factors were calculated using equation 3.1 in CDPH Standard Method V1.2:

$$EF_{Ai} = \frac{Q \times (C_{it} - C_{i0})}{A_c}$$

The inlet flow rate,  $Q$  ( $\text{m}^3 \text{h}^{-1}$ ), is the measured flow rate of air into the chamber. The chamber concentration,  $C_{it}$  ( $\mu\text{g m}^{-3}$ ), is the concentration of a target VOC<sub>i</sub>, formaldehyde and other carbonyl compounds measured at time  $t$ . The chamber background concentration,  $C_{i0}$  ( $\mu\text{g m}^{-3}$ ), is the corresponding concentration measured with the chamber operating without a test specimen. The exposed surface area of the test specimen in the chamber,  $A_c$  ( $\text{m}^2$ ), is determined from the measurements made at the time of specimen preparation.

**Table 6: VOCs detected above lower limits of quantitation in air samples at 336 hours.**

VOC	CAS No.	SURROGATE <sup>1</sup>	CREL <sup>2</sup> ( $\mu\text{g m}^{-3}$ )	CARB TAC <sup>3</sup>	PROP 65 LIST <sup>4</sup>
Unknown	-	Yes	-	-	-

<sup>1</sup>Indicates which non-listed VOCs were quantified using surrogate compounds, all other compounds were quantified using pure compounds.

<sup>2</sup>Chronic Reference Exposure Level (CREL) as defined by California Office of Environmental Health Hazard Assessment.

<sup>3</sup>Substance is listed on California Air Resource Board's (CARB) Toxic Air Contaminant (TAC) identification list.

<sup>4</sup>Substance known to the state of California to cause cancer or reproductive toxicity according to California's Safe Drinking Water and Toxic Enforcement Act of 1986 (Proposition 65).

**Table 7: Measured chamber concentrations and corresponding emission factors of individual VOCs listed in Table 4-1 of CDPH 01350 V1.2. at 336 hours.**

VOC	CAS No.	CHAMBER CONCENTRATION ( $\mu\text{g m}^{-3}$ )	EMISSION FACTOR ( $\mu\text{g m}^{-2} \text{h}^{-1}$ )
Formaldehyde	50-00-0	1.9	< 0.6
Acetaldehyde	75-07-0	< 3.7	< 7.0
Vinyl acetate	108-05-4	< 0.8	< 1.6
Epichlorohydrin	106-89-8	< 1.8	< 3.5
Ethanol, 2-methoxy-, acetate	110-49-6	< 1.2	< 2.3
Isopropyl Alcohol	67-63-0	< 0.6	< 1.1
Ethene, 1,1-dichloro-	75-35-4	< 0.6	< 1.1
Methylene chloride	75-09-2	< 0.7	< 1.4
Carbon disulfide	75-15-0	< 0.6	< 1.1
Methyl tert-butyl ether	1634-04-4	< 2.5	< 4.9
n-Hexane	110-54-3	< 0.5	< 0.9
Trichloromethane (Chloroform)	67-66-3	< 0.3	< 0.5
Ethanol, 2-methoxy-	109-86-4	< 1.5	< 2.8
Ethane, 1,1,1-trichloro-	71-55-6	< 0.4	< 0.7
Benzene	71-43-2	< 0.4	< 0.7
Carbon Tetrachloride	56-23-5	< 0.1	< 0.2
2-Propanol, 1-methoxy-	107-98-2	< 1.1	< 2.1
Ethylene glycol	107-21-1	< 9.2	< 18
Trichloroethylene	79-01-6	< 0.6	< 1.2
1,4-Dioxane	123-91-1	< 0.6	< 1.2
Ethanol, 2-ethoxy-	110-80-5	< 2.0	< 3.8
Toluene	108-88-3	< 0.8	< 1.5
Formamide, N,N-dimethyl-	68-12-2	< 1.9	< 3.6
Tetrachloroethylene	127-18-4	< 0.4	< 0.8
Benzene, chloro-	108-90-7	< 0.4	< 0.8
Ethylbenzene	100-41-4	< 0.2	< 0.4
Xylene (-m, -p, & -o)	108-38-3, 95-47-6, 106-42-3	< 1.1	< 2.1
Styrene	100-42-5	< 0.5	< 1.0
2-Ethoxyethyl acetate	111-15-9	< 0.4	< 0.8
Phenol	108-95-2	< 0.8	< 1.6
Benzene, 1,4-dichloro-	106-46-7	< 0.1	< 0.2
Isophorone	78-59-1	< 0.3	< 0.7
Naphthalene	91-20-3	< 0.2	< 0.4

**Table 8: Measured chamber concentrations and corresponding emission factors of identified non-listed individual VOCs and TVOC at 336 hours.**

VOC	CAS No.	CHAMBER CONCENTRATION ( $\mu\text{g m}^{-3}$ )	EMISSION FACTOR ( $\mu\text{g m}^{-2} \text{h}^{-1}$ )
Unknown	-	4.7	9.1
TVOC	-	< 20	< 31

**Exposure Scenario Modeling and Evaluation:**

Estimated building concentrations for the listed scenarios were calculated using equation 3.2a of CDPH Standard Method V1.2:

$$C_{Bi} = \frac{EF_{Ai} \times A_B}{Q_B}$$

The area specific emission rate  $EF_A$  at 336 hours (14 days) total exposure time is multiplied by the ratio of the exposed surface area of the installed material in the building,  $A_B$  ( $\text{m}^2$ ), to the flow rate of outside ventilation air,  $Q_B$  ( $\text{m}^3 \text{h}^{-1}$ ).

The modeling parameters used for the given scenarios are listed in Table 9. The modeled concentrations of identified individual VOCs are listed in Tables 10 & 11. Whether the modeled concentrations meet the maximum allowable concentration requirements specified in Table 4.1 of CDPH Standard Method V1.2 are also indicated.

**Table 9: Standard modeling parameters for wallcovering and ceiling.**

PARAMETER	SYMBOL	VALUE	UNITS
Exposed Surface Area Installed in <i>Private Office (PO)</i>	$A_B$	44.5	$\text{m}^2$
Air flow rate of <i>Private Office (PO)</i>	$Q_B$	20.7	$\text{m}^3 \text{h}^{-1}$
Exposed Surface Area Installed in <i>Classroom (SC)</i>	$A_B$	184	$\text{m}^2$
Air flow rate of <i>Classroom (SC)</i>	$Q_B$	191	$\text{m}^3 \text{h}^{-1}$
Exposed Surface Area Installed in <i>Residence (R)</i>	$A_B$	779	$\text{m}^2$
Air flow rate of <i>Residence (R)</i>	$Q_B$	127	$\text{m}^3 \text{h}^{-1}$



Table 10: Modeled concentrations of individual VOCs specified in Table 4-1 of CDPH 01350 V1.2.

VOC	CAS NO.	MODELED CONCENTRATION ( $\mu\text{g m}^{-3}$ )			CONC. LIMIT ( $\mu\text{g m}^{-3}$ )	RESULT Pass (P) /Fail (F)		
		PO	SC	R		PO	SC	R
Formaldehyde	50-00-0	< 1.2	< 0.5	< 3.4	9	P	P	P
Acetaldehyde	75-07-0	< 15.1	< 6.8	< 43.2	70	P	P	P
Vinyl acetate	108-05-4	< 3.4	< 1.5	< 9.6	100	P	P	P
Epichlorohydrin	106-89-8	< 7.5	< 3.4*	< 21.4*	1.5	P	P	P
Ethanol, 2-methoxy-, acetate	110-49-6	< 4.9	< 2.2	< 14.1	45	P	P	P
Isopropyl Alcohol	67-63-0	< 2.4	< 1.1	< 6.7	3,500	P	P	P
Ethene, 1,1-dichloro-	75-35-4	< 2.4	< 1.1	< 7.0	35	P	P	P
Methylene chloride	75-09-2	< 3.1	< 1.4	< 8.8	200	P	P	P
Carbon disulfide	75-15-0	< 2.4	< 1.1	< 6.7	400	P	P	P
Methyl tert-butyl ether	1634-04-4	< 10.5	< 4.7	< 29.9	4,000	P	P	P
n-Hexane	110-54-3	< 2.0	< 0.9	< 5.7	3,500	P	P	P
Trichloromethane (Chloroform)	67-66-3	< 1.2	< 0.5	< 3.3	150	P	P	P
Ethanol, 2-methoxy-	109-86-4	< 6.1	< 2.7	< 17.4	30	P	P	P
Ethane, 1,1,1-trichloro-	71-55-6	< 1.6	< 0.7	< 4.6	500	P	P	P
Benzene	71-43-2	< 1.5	< 0.7	< 4.2*	1.5	P	P	P
Carbon Tetrachloride	56-23-5	< 0.5	< 0.2	< 1.5	20	P	P	P
2-Propanol, 1-methoxy-	107-98-2	< 4.6	< 2.1	< 13.1	3,500	P	P	P
Ethylene glycol	107-21-1	< 38	< 17	< 110	200	P	P	P
Trichloroethylene	79-01-6	< 2.6	< 1.2	< 7.4	300	P	P	P
1,4-Dioxane	123-91-1	< 2.6	< 1.2	< 7.4	1,500	P	P	P
Ethanol, 2-ethoxy-	110-80-5	< 8.2	< 3.7	< 23.5	35	P	P	P
Toluene	108-88-3	< 3.3	< 1.5	< 9.4	150	P	P	P
Formamide, N,N-dimethyl-	68-12-2	< 7.8	< 3.5	< 22.3	40	P	P	P
Tetrachloroethylene	127-18-4	< 1.7	< 0.8	< 4.9	17.5	P	P	P
Benzene, chloro-	108-90-7	< 1.7	< 0.8	< 4.8	500	P	P	P
Ethylbenzene	100-41-4	< 0.9	< 0.4	< 2.6	1,000	P	P	P
Xylene (-m, -p, & -o)	108-38-3, 95-47-6, 106-42-3	< 4.4	< 2.0	< 12.6	350	P	P	P
Styrene	100-42-5	< 2.1	< 0.9	< 5.9	450	P	P	P
2-Ethoxyethyl acetate	111-15-9	< 1.7	< 0.8	< 5.0	150	P	P	P
Phenol	108-95-2	< 3.4	< 1.5	< 9.6	100	P	P	P
Benzene, 1,4-dichloro-	106-46-7	< 0.5	< 0.2	< 1.5	400	P	P	P
Isophorone	78-59-1	< 1.4	< 0.6	< 4.0	1,000	P	P	P
Naphthalene	91-20-3	< 0.8	< 0.3	< 2.2	4.5	P	P	P

\*Individual VOC of concern is below lower LOQ for modeled scenario.

Table 11: Modeled concentrations of identified non-listed individual VOCs.

VOC	CAS NO.	MODELED CONCENTRATION ( $\mu\text{g m}^{-3}$ )		
		PO	SC	R
Unknown	-	19.7	8.8	56.1
TVOC <sub>Toluene</sub>	-	< 83	< 37	< 237

## PHOTOGRAPHS:





Figure 1: Photograph of sample in test chamber.

## SECTION 4

## CLIENT PROVIDED CHAIN OF CUSTODY

	<b>Ship To:</b> Attn: VOC Laboratory 4700 Broadmoor Ave SE Suite 200 Kentwood, MI 49512 Phone: 616-656-7401		<b>Chain of Custody for Chemical Testing</b> Intertek Quotation Number: Qu-01556873-0 Purchase Order (enter Company and Number): APO006758		
	<b>Customer Information</b> Company: CSR Building Products Street Address: 3/39 Dehli Road City/State/Postal code: North Ryde, NSW 2113 Country: Australia Contact Name & Title (for reporting): Georgina Morris, Compliance Manger - Interiors Contact Phone/Fax Numbers: +61 29844 7804 Contact E-mail Address: gmmorris@csr.com.au Financially Responsible Co.: Woven Image Pty Ltd		<b>Shipping Details</b> Packed & Shipped By: <i>Jorge Sanchez</i> Shipping Date: <i>01/10/2025</i> Carrier/Airbill Number: <i>DHL 3247572285</i>		
		<b>Requested Testing</b> Test to be performed: CDPH01350 wall and ceiling		<b>Customer Request for Certification</b> Clean Air™ Certification: <input checked="" type="checkbox"/> YES	
<b>Manufacturer Information (If Different)</b> Company: Woven Image Pty Ltd (owned by CSR Pty Ltd) City/State/Country: North Ryde, NSW 2113, Australia Contact Name/Title: Danielle van Asperen, Environment and Research Manager Phone Number/E-mail Address: danielle.vanasperen@wovenimage.com		<b>Special Customer Instructions</b> please include a photo of the sample in the report			
<b>Sample Details</b> Product Commercial Name*: Zen Embossed Panel 550 Product Commercial Part No.(if not part of the name)*: Manufacturer Sample Tracking ID: Date Manufactured*: <i>24/9/2025</i> Product Category & Use*: Surfaces & Panels (wall & ceiling) Sample Construction Materials*: laminated PET nonwoven composite thermoformed wall tile Plant Name & Location*: Woven Image, 10-14 Kendall St Gloucester NSW 2422 Collection Location within Plant: <i>10 Kendall Street</i> Date & Time Collected*: <i>24/9/2025</i> Number of Sample Pieces*: <i>2</i> Sample Collected by*: <i>Tylee</i> Phone/Fax Numbers*: <i>0265582898</i> E-mail Address*: <i>tylee.standen@wovenimage.com</i>		<b>Customer Authorizes Laboratory to Submit Copies of Test Reports To:</b> Contact: Georgina Morris Email Address: gmmorris@csr.com.au Organization: CSR Pty Ltd Contact: Danielle van Asperen Email Address: danielle.vanasperen@wovenimage.com Organization: Woven Image Pty Ltd			
		<b>Intertek Use Only</b> Condition of Shipping Package: <b>Good</b> Condition of Sample: <b>Good</b> Sample ID: <b>GRR2510060008-1</b> GIN: <b>G106277965</b>			
<b>Sample Handling*</b>					
	<b>Printed Name*</b>	<b>Signature*</b>	<b>Date*</b>	<b>Company*</b>	
Relinquished By:	<i>Jorge Sanchez</i>	<i>[Signature]</i>	<i>01/10/2025</i>	Woven Image	
Received by:	Lindsay Delamarter	<i>[Signature]</i>	10/7/2025	Intertek	